






Introduction: Driver Task Analysis

HEd 302s

Dale O. Ritzel, Ph.D., FAASE
Professor Emeritus, Safety Center
Southern Illinois University Carbondale



Adopted from the
ADTSEA Teacher Preparation Curriculum
1999

Driver Task Analysis

- **Rules and Regulations**
- **Forms as required**
- **Classroom requirements**
- **Laboratory requirements**
- **Grading requirements**
- **Attendance requirements**
- **Scheduling requirements**
- **Reading Assignments**



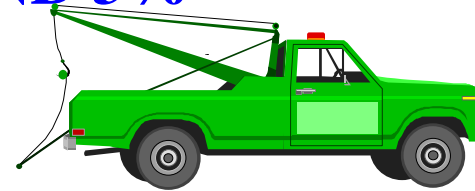
Traffic Fatalities



- **65% OF ALL FATALITIES WERE MALES.**
- **18 YEAR OLDS HAD THE HIGHEST RATE OF FATALITIES. RATE DROPS RAPIDLY FROM 24 TO 65 THEN AGAIN RISES SHARPLY.**
- **TWO OF THREE FATALITIES WERE DRIVERS**
- **74% OF FATALITIES ONLY INVOLVED AUTOMOBILES**
- **47% WERE SINGLE VEHICLE CRASHES**
- **SINGLE VEHICLE CRASHES ACCOUNTED FOR 52% OF OCCUPANT FATALITIES**
- **Illinois Traffic Fatalities – ISP Check the Illinois State Police Web site to review traffic deaths in Illinois**
- **National Highway Traffic Safety Administration Check the NHTSA Web site to view traffic safety issues, injuries and fatalities.**

Traffic Fatalities

- **51% OF FATALITIES INVOLVED FRONTAL CRASHES, 30% SIDE IMPACT, 8% ROLLOVER, 4% REAREND, 4% TOP/ UNDER-SIDE AND 3% UNKNOWN.**
- **48% OCCURRED BETWEEN 3 p.m. AND MIDNIGHT, WITH SATURDAYS THE MOST DANGEROUS DAY OF THE WEEK**
- **MOTOR VEHICLE DEATHS DROPPED 5.5% IN 1992 DUE PRIMARILY TO INCREASED USE OF SAFETY RESTRAINTS AND AIRBAGS.**



* [INSURANCE INSTITUTE FOR HIGHWAY SAFETY](#) Check on this Web site to view detailed information about traffic crashes.

Assignment - Intersection Survey

- The next page specifies items you should be looking for in this completing assignment. From a position where you can safely observe, monitor and record the driving behaviors of shown on the next screen for a period of 30 minutes during a evening rush hour at each of two locations: 1) an intersection of a two lane through street and a two lane cross street where cross traffic is controlled by stop sign, 2) an intersection of two, two-way streets where traffic movement is controlled by a traffic signal light.
- Diagram and identify the location.
- Development of a intersection scoring sheet would probably be helpful to you.

Intersection Exercise

Number of Cars

- Cars Stopping
- Cars Not Stopping
- Drivers wearing seatbelts
- Drivers not wearing seatbelts
- Cars Signaling
- Cars Not Signaling

